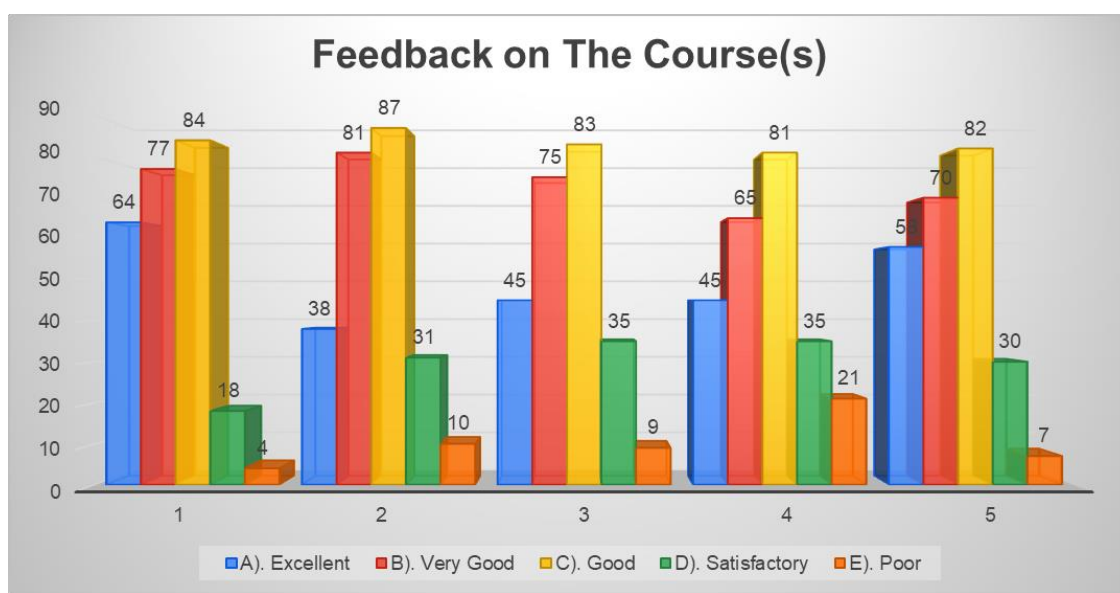


Student Feedback Analysis -2023-2024

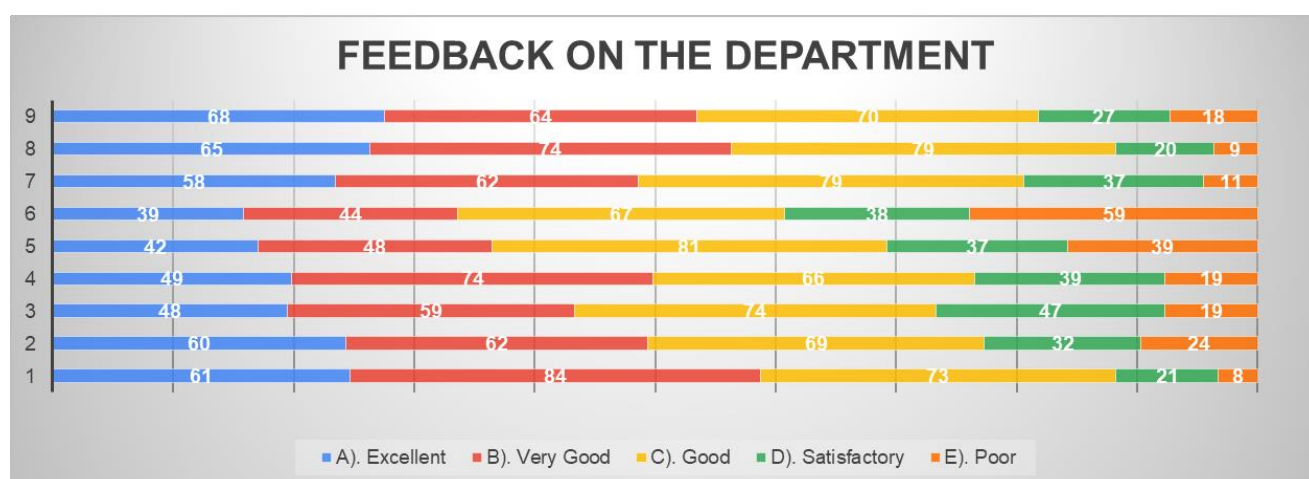
1. Feedback on The Course(s)

Question /Response	A). Excellent	B). Very Good	C). Good	D). Satisfactory	E). Poor
1. Relevance of the Course to the Subject.	64	77	84	18	4
2. Extent of Inclusion of Latest Developments in the syllabus of the course	38	81	87	31	10
3. Organization of the Syllabus	45	75	83	35	9
4. BALANCE BETWEEN DIFFERENT ASPECTS (like Theory/Practical/Computation/etc.)	45	65	81	35	21
5. Overall Rating of the syllabus of the Course	58	70	82	30	7



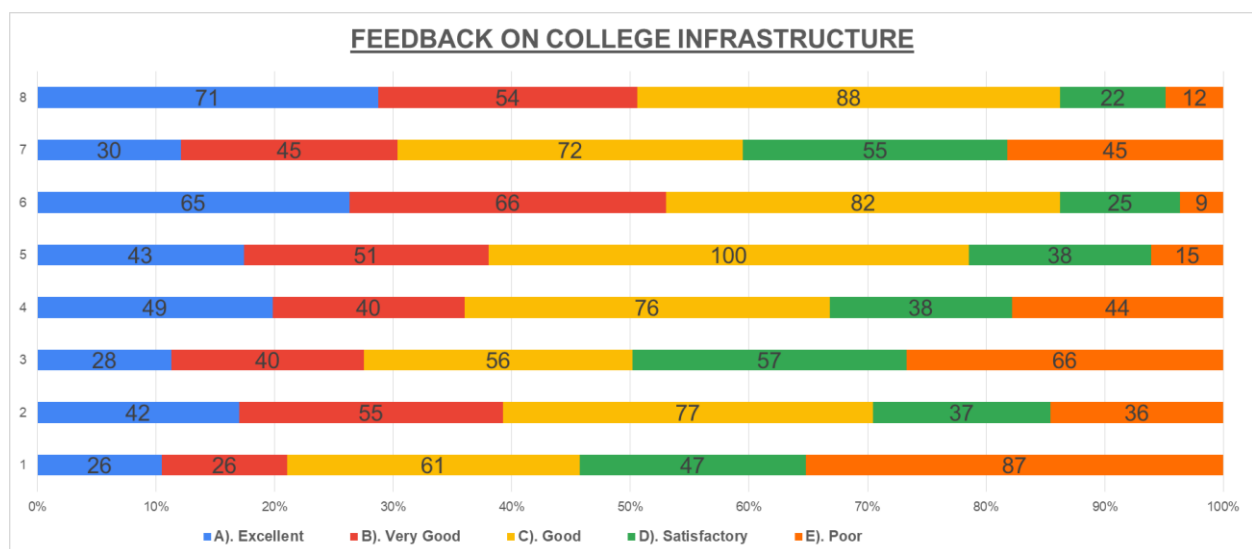
2. FEEDBACK ON THE DEPARTMENT

Question /Response	A). Excellent	B). Very Good	C). Good	D). Satisfactory	E). Poor
1. Conduct of Student Seminar's	61	84	73	21	8
2. Conduct of Guest/Invited Lectures	60	62	69	32	24
3. Classroom Facilities	48	59	74	47	19
4. Teaching aids such as OHP, LCD, projectors, etc	49	74	66	39	19
5. Laboratory Facilities (for practical course)	42	48	81	37	39
6. Utilities (like drinking water, toilets, etc)	39	44	67	38	59
7. Your Overall classroom Experience	58	62	79	37	11
8. Response of the Supporting Staff of the Department	65	74	79	20	9
9. Library Facilities	68	64	70	27	18



3. FEEDBACK ON COLLEGE INFRASTRUCTURE

Question/Response	A). Excellent	B). Very Good	C). Good	D). Satisfact ory	E). Poor
1. Games and Sports Activities in the college	26	26	61	47	87
2. Extra-Curricular Activities in the college	42	55	77	37	36
3. Functioning of Placement cell in College	28	40	56	57	66
4. Internet Facility in the College	49	40	76	38	44
5. Overall functioning/responsiveness of the college	43	51	100	38	15
6. Examination System	65	66	82	25	9
7. Hostel and Mess Facility	30	45	72	55	45
8. Overall Learning Environment on the Campus	71	54	88	22	12



4. FEEDBACK ON THE TEACHER(S)

Question/Response	A). Excellent	B). Very Good	C). Good	D). Satisfactory	E). Poor
1. Punctuality of the Teacher	134	47	48	10	8
2. Teachers Knowledge of Course content	147	49	36	7	8
3. Clarity of Thought and Expression of the Teacher	133	51	43	11	9
4. Ability of the Teacher to make you think/enquire	117	67	43	8	12
5. Ability of the Teacher to manage the class	120	61	51	6	9
6. Interaction between the students and the teacher	119	61	49	7	11
7. The manner in which the syllabus was covered by the teacher	114	54	56	10	13
8. Overall rating of the Teacher who taught the course	124	55	51	8	9

